



Micro Power Wave

Single Phase, 200, 300, or 490 Watts



LIGHT COMPACT INVERTER SOLUTION

The Micro Power Wave is specifically designed for compact emergency lighting applications that comes with standard 90 minute battery backup with up to 490W. Both inverter electronics and batteries are fit into a single compact enclosure and is available with two mounting configurations: Wall Mounting or Floor Mounting Brackets (optional).



Scan QR Code

For the latest product news, technical specs, drawings, guides and manuals.

STANDARD FEATURES

- ✓ 90 Minute Back up at Full Load
- ✓ Listed to UL924 & UL1778 by ETL
- ✓ Compatible with Self-Ballast Fluorescent, Incandescent, Halogen, Quartz Re-strike, HID, HPS and LED
- ✓ True Online, Double Conversion, Technology with **Zero Transfer Time**
- ✓ High Frequency Pulse Width Modulation (PWM) for Pure Sine Wave Output
- ✓ Small Footprint with Front Access
- ✓ LED Indicator w/ LCD Display for Local Diagnostics
- ✓ Audible Alarm Indicators
- ✓ Main Input, Main Output and Battery Breakers
- ✓ Input Voltage Regulation & Conditioning
- ✓ Wall Mounting
- ✓ Self-Testing/Battery Exerciser and Event Logger

OPTIONAL FEATURES

- Communication (select one):
 - SNMP/Web Card
 - RS-232
 - Dry Contact
 - USB Communication Port w/ Monitoring Software
- Input TVSS
- Normally ON or Normally OFF Auxiliary Output Circuit Breakers (3 Max)
- Remote Status Panel
- Floor Mounting Brackets
- Load Control Relays



OnLine Power, Inc. | Los Angeles, CA | Tel. 1-800-227-8899 | sales@onlinepower.com | www.onlinepower.com
© Copyright OnLine Power, Inc. All rights reserved. Specifications subject to change without prior notification.
100-DS-09-24



CODES &
STANDARDS
COMPLIANT



SPECIFICATIONS

Micro Power Wave

Single Phase
200, 300, and 490 Watts

*All units are 90 minutes battery backup time @ full load.
Consult factory for backup times (up to 120 minutes)

INPUT

AC Voltage: 120V $\pm 10\%$ or 277V

Frequency: 60Hz ± 4 Hz

OUTPUT

AC Voltage: 120V or 277V

Voltage Regulation: $\pm 2\%$

Wave Form: Sinusoidal

Harmonic Distortion: $< 3\%$ of THD at linear load

PROTECTION

Overload: 125% for 1 min and 150% for 10 sec

Short Circuit Protection: Input/Output Breaker

BATTERY

Battery: Sealed, maintenance free lead acid battery

Recharge Time: Conforms to UL standards

ENVIRONMENT

Operating Temperature: 0° to 40°C / 32° - 104°F

Battery: -20 ~ 50°C / -4 ~ 122°F

Storage Temperature: -20° to 60°C (-4° - 140°F)

Humidity: 0 - 95% Non-condensation

Altitude: Up to 10,000 ft

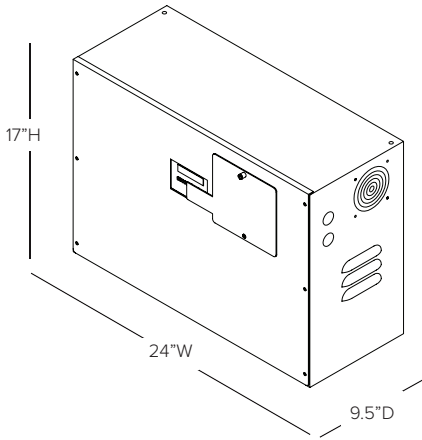
SAFETY STANDARDS

UL924, UL1778, NFPA101, NFPA70, NEC, and OSHA

Cabinet Dimension

24"W x 17"H x 9.5"D

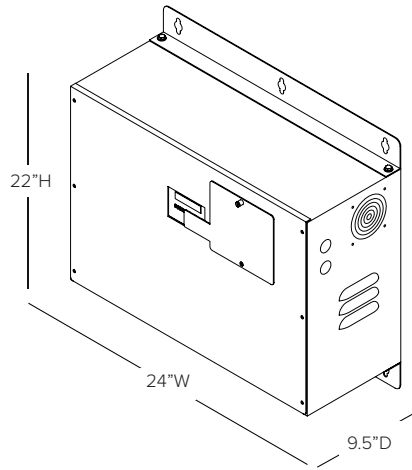
(Inches) Width x Height x Depth



Wall Mounting (Standard)

24"W x 22"H x 9.5"D

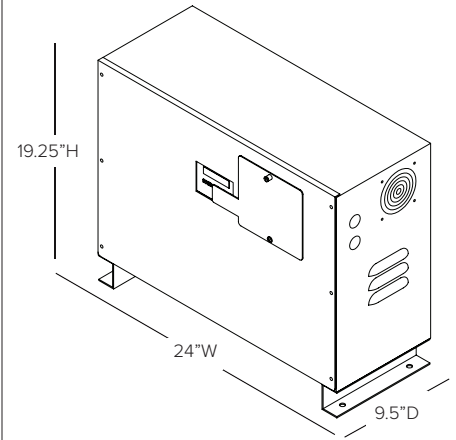
(Inches) Width x Height x Depth



Floor Mounting (Optional)

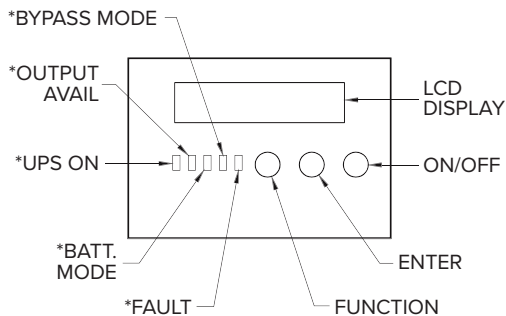
24"W x 19.25"H x 9.5"D

(Inches) Width x Height x Depth



Monitoring Panel

Front Panel: 2 x 20 Display Status Alarm and Diagnostic



Refer to technical data sheet for additional details.

Model Numbers

Watts	Model	Input / Output (V)	BTU/HR*	Weight (LBs)
200	WM.20A01OP	120 / 120	216	132
	WM.20A25OP	120 / 277	233	136
	WM.20R01OP	277 / 120	233	139
	WM.20R25OP	277 / 277	233	136
300	WM.30A01OP	120 / 120	305	132
	WM.30A25OP	120 / 277	353	136
	WM.30R01OP	277 / 120	353	139
	WM.30R25OP	277 / 277	353	136
490	WM.49A01OP	120 / 120	499	244
	WM.49A25OP	120 / 277	543	248
	WM.49R01OP	277 / 120	543	251
	WM.49R25OP	277 / 277	543	248

*BTU/HR are approximate numbers with tolerance +15% for all models

Warranty

Standard warranty is eighteen (18) months from ship date or twelve (12) months from start up, whichever occurs first.



ORDERING GUIDE

PROJECT NAME :

REP / DISTRIBUTOR :

DATE :

ELECTRICAL DESIGNER / ENGINEER :

ORDER NUMBER **DOES NOT** REFLECT MODEL NUMBER. PLEASE CONSULT FACTORY.

Micro Power Wave

Example: WM-.49-R25OP-S90-LCR20A(3)-RS232-T1

WM-

WM

MODEL SERIES

WM:
Micro Power
Wave

.49

WATTS RATING

.20 - 200W
.30 - 300W
.49 - 490W

R25OP

VOLTAGE INPUT/OUTPUT

INPUT	OUTPUT
A - 120V	01OP - 120V
R - 277V	25OP - 277V

S90

BATTERY TYPE

S90: Standard @ 90min
U90: USA @ 90min
(required for BAA and BABA compliance)

LCR20A(3) + RS232

OPTIONS

PICK ANY:

TVSS: Input Transient Voltage Surge Suppressor (Class C)
LCR20A(#): Load Control Relay, Single Flex Stud Mounting (#): Qty
LCR20(#): Load Control Relay, No Flex (#): Qty
FLR: Floor Mounting Brackets
P: Remote Status Panel (Hard Wired with Extended Cable)

MONITORING:

PICK ONE ONLY

RS232: RS-232
SNMP: Remote Log Access
DCT: Dry Contact
USB: USB Port

T1

WARRANTY & SERVICES

PICK ANY:

Blank: Standard Warranty
T1: Additional 4 hour Training at Time of Start Up
T2: Additional Training Day up to 8 hours

AUX BREAKERS:

STANDARD: 10 AMP

First Pick One:

N: Normally ON
***F:** Normally OFF

Second Pick One:

(#): # of Breakers, up to 3 Max

Example:

N(3): 3 Normally ON Breakers

*Power is only supplied to circuit when utility power is lost.