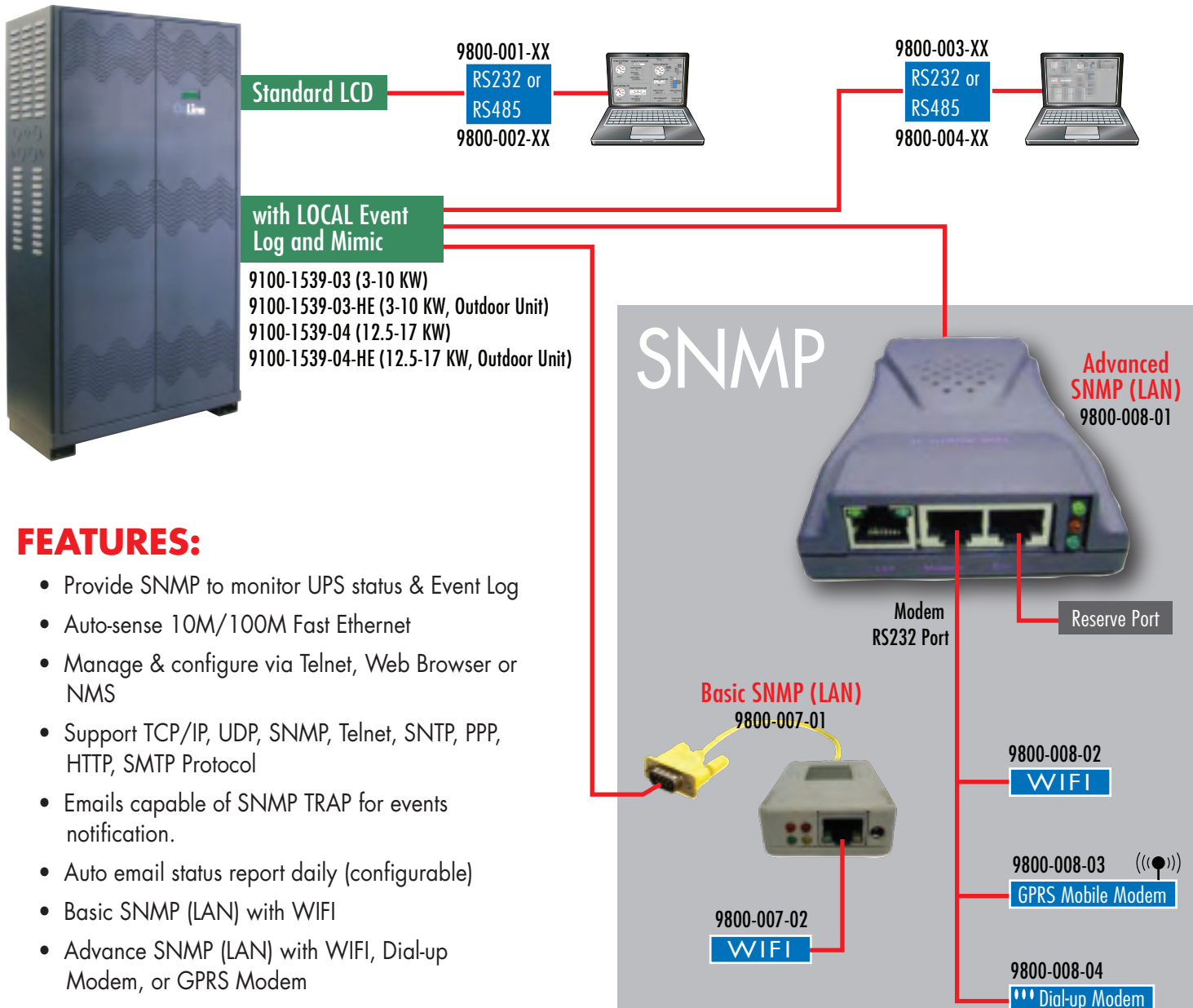


GMS

Global Monitoring System

for **Single Phase** Battery Backup Systems & Central Lighting Inverters

The most advanced Local/Remote Monitor,
Data/Event Logging via SNMP, Wire or Wireless
(status monitoring, email, text messaging, and system report)



FEATURES:

- Provide SNMP to monitor UPS status & Event Log
- Auto-sense 10M/100M Fast Ethernet
- Manage & configure via Telnet, Web Browser or NMS
- Support TCP/IP, UDP, SNMP, Telnet, SNTP, PPP, HTTP, SMTP Protocol
- Emails capable of SNMP TRAP for events notification.
- Auto email status report daily (configurable)
- Basic SNMP (LAN) with WIFI
- Advance SNMP (LAN) with WIFI, Dial-up Modem, or GPRS Modem



Global Monitoring System



OnLine Powers Global Monitoring System keeps you informed 24 hours a day from a distance (email, text message, report) to prevent Costly Problems of your power system.

PC Interface RS232 (9800-001-XX) or RS485 (9800-002-XX)

PC Interface, status, metering and display 10ft. standard (optional length)

Without Local Event Log

With Local Event Log

Event Logging:

Yearly Customer Programmable Battery Test Schedule and Text Report
Event Log: 100 events, 12 programmable battery exerciser test and Battery exerciser test log (via local PC only)

Local on Unit LCD with Event Log and Mimic

9100-1539-03 (3 to 10 kW), 9100-1539-04 (12.5 to 17 kW), "-HE" for Outdoor

PC Interface RS232(9800-003-XX) or RS485(9800-004-XX) [10ft. Std.]

Status Input Voltage Output Power, Output Voltage Battery Voltage, Battery Current Battery Charging/Discharging	Reports (100 view/downloadable event log) Input: Freq., Voltage, OV, UV, Output: OV, UV, Overload, Bypass, Aux, CB Trip Battery: OV, UV, Charger Off Inverter: Fault, Rect OV (DC Buss), Rect UV, Temp
--	---

SNMP with Local Event Log

Current Status (UPS Status)	Input Status: AC Status, Input Line Volt, Input Max Line Volt, Input Min. Line Volt, Input Frequency Output Status: Output Volt, Output Status, UPS load Battery Status: Temperature, Battery Status, Battery Capacity, Battery Voltage, Time on Battery	
Meter/Chart (Graphic Type)	Input Volt, Output Volt, Temperature, Frequency, Load, Capacity	
SNMP	Basic NetAgent	Advanced NetAgent
Log Info:		
Event Log	500 logs	1000 logs
SMS Log	N/A	with GPRS unlimited
Data Log	1000 logs	1000 logs
Notification:		
Email	8 email address	8 email address
SMS	N/A	GPRS (8 Phone Numbers)
Communication:		
LAN	9800-007-01	9800-008-01
WIFI	9800-007-02	9800-008-02
GPRS	N/A	9800-008-03
Dial-up Modem	N/A	9800-008-04

GPRS: General Packet Radio Service
LAN: Local Area Network
MIB: Management Information Base
NMS: Network Management System
SMS: Short Message Service
SNMP: Simple Network Management Protocol
WIFI: IEEE 802.11 standards

Specifications are subject to change without prior notifications.

Refresh status every 10 seconds

UPS Status: UPS Normal

Input Status: Normal
AC Status: Normal
Input Line Voltage: 115.0 V
Input Max. Line Voltage: 115.0 V
Input Min. Line Voltage
Input Frequency

Output Status
Output Voltage
Output Status
UPS Loading

Battery Status
Temperature
Battery Status

Local Settings
Serial Baud
System Mail Address
Email Baud (Requires Authentication)
Account Name
Password
Send Email Alarm Over Email
Administrator's Email Address (For User Log)
Administrator's Email Address (For Data Export)

Event Log

Date/Time	Event
08/25/2008 20:37:01	Utility power has been restored.
08/25/2008 20:36:47	UPS has switch to battery backup power.
08/25/2008 20:36:44	Utility power has been restored.
08/25/2008 20:36:27	UPS has switch to battery backup power.

Screen Menu

- Information**
 - System Status
 - Basic Information
 - Current Status
 - Meter/Chart
- Configuration**
 - UPS Configuration
 - Network
 - SNMP
- Email**
 - SMS
 - WEB/Telnet
 - System Time
 - Language
- Log Information**
 - Event Log
 - SMS Log
 - Save Data Log
 - Data Log
- Help**
 - About

Date/Time	Input Volt	Output Volt	Freq. (Hz)	Loading	Capacity	Temp
08/25/2008 20:32:40	115.0	117.0	60.0	0	100	28.0C 78.0F
08/25/2008 20:31:49	116.0	117.0	60.0	0	100	28.0C 78.0F
08/25/2008 20:29:45	114.0	117.0	60.0	0	100	28.0C 78.0F
08/25/2008 20:28:45	114.0	117.0	60.0	0	100	28.0C 78.0F
08/25/2008 20:28:02	114.0	118.0	60.0	0	100	28.0C 78.0F

Los Angeles, CA
Tel: (323) 721-5017
Fax: (323) 721-3929

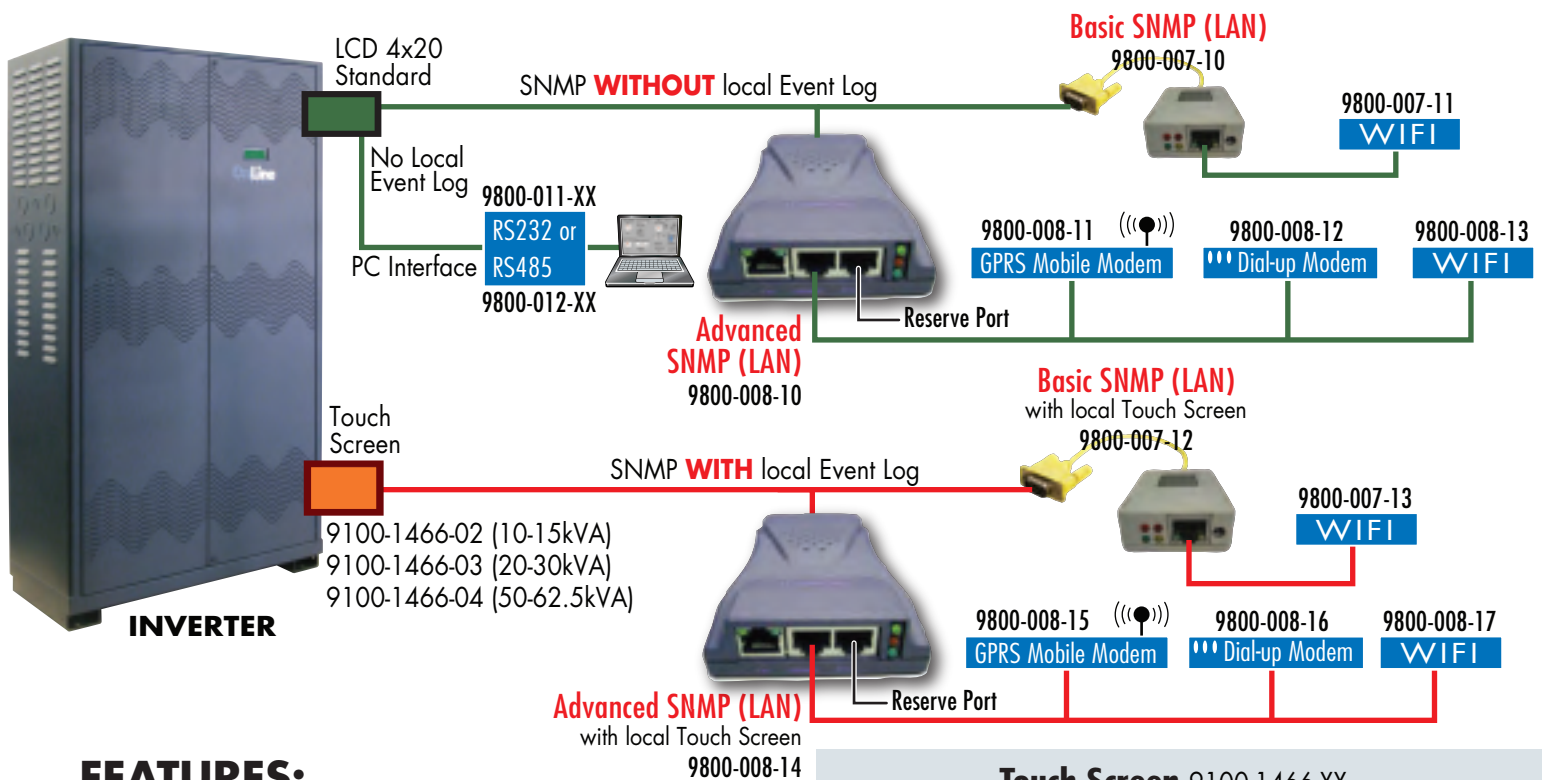


GMS

Global Monitoring System

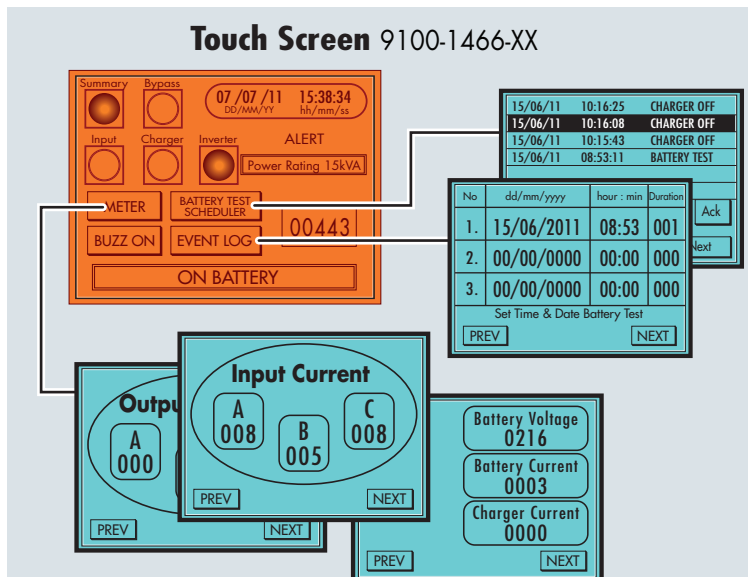
for **Three Phase** Battery Backup Systems & Central Lighting Inverters

The most advanced Local/Remote Monitor,
Data/Event Logging via SNMP, Wire or Wireless
(status monitoring, email, text messaging, and system report)



FEATURES:

- Auto-sense 10/100M Fast Ethernet
- Provide SNMP MIB to monitor & log UPS status
- Manage & configure via Telnet, Web Browser or NMS
- Support TCP/IP, UDP, SNMP, Telnet, SNT, PPP, HTTP, SMTP Protocol
- Sending both of SNMP TRAP and E-mail for events notification.
- Auto email daily Battery Backup history report (configurable)
- Basic SNMP (LAN) with WIFI
- Advanced SNMP (LAN) with GPRS, Modem, or WIFI



GMS Global Monitoring System



OnLine Powers Global Monitoring System keeps you informed 24 hours a day from a distance (email, text message, report) to prevent Costly Problems of your power system.

PC Interface without Touch screen and local Event Log
RS232(9800-011-XX) or **RS485**(9800-012-XX)

PC interface, status, metering and display 10ft. standard (optional length)

Event Logging:

Yearly Customer Programmable Battery Test Schedule and Text Report

Event Log: 100 events, 12 programmable battery exerciser test and Battery exerciser test log

SNMP with local touch screen

Current Status (UPS Status)	Input Status: AC Status, Input Line Volt, Input Max Line Volt, Input Min. Line Volt, Input Frequency Output Status: Output Volt, Output Status, UPS load Battery Status: Temperature, Battery Status, Battery Capacity, Battery Voltage, Time on Battery			
Meter/Chart (Graphic Type)	Input Volt, Output Volt, Temperature, Frequency, Load, Capacity			
	Basic SNMP (LAN)	Advanced SNMP (LAN)		
Log Info:				
Event Log	500 logs	1000 logs		
SMS Log	N/A	with GPRS unlimited		
Data Log	1000 logs	1000 logs		
Notification:				
Email	8 email address		8 email address	
SMS	N/A		GPRS (8 Phone No)	
Communication:	w/o local Event Log	with local Event Log	w/o local Event Log	with local Event Log
LAN	9800-007-10	9800-007-12	9800-008-10	9800-008-14
WIFI	9800-007-11	9800-007-13	9800-008-13	9800-008-17
GPRS	N/A	N/A	9800-008-11	9800-008-15
Dial-up	N/A	N/A	9800-008-12	9800-008-16

Sample Screens

System Status System Information Network Status **A**

Current Status Input Status Output Status Battery Status **B**

Meter/Chart Input Volt, Output Volt, Temperature, Frequency, Load, Capacity **C**

Notification: Email: up to 8 email addresses **D**

Log Info: Event Log: up to 1000 logs **E**

Data Log: up to 500 logs **F**

Screen Menu

- Information**
- System Status **A**
 - Basic Information
 - Current Status **B**
 - Meter/Chart **C**

- Configuration**
- UPS Configuration
 - Network
 - SNMP
 - Email **D**
 - SMS
 - WEB/Telnet
 - System Time
 - Language

- Log Information**
- Event Log **E**
 - SMS Log
 - Data Log **F**
 - Save Data Log

- Help**
- About